



District Report Card: 2017


State: Andhra Pradesh	District: Guntur
Class: 5	Subject: Language
Schools: 61	Students: 887


Participation/Coverage


Students

<div>GENDER</div> <div></div>	Boys		Girls	
	Number	%	Number	%
	411	46.34	476	53.66

<div>AREA</div> <div></div>	Rural		Urban	
	Number	%	Number	%
	668	75.31	219	24.69

<div>CATEGORY</div> <div></div>	SC		ST		OBC		GEN	
	Number	%	Number	%	Number	%	Number	%
	385	43.40	53	5.98	314	35.40	135	15.22

<div>CWSN</div> <div></div>	LD	VI	HI	S&LD	ID	Oth
	0	5	2	2	2	13

<div>Management</div> <div></div>	Government		Government-aided	
	Number	%	Number	%
	808	91.09	79	8.91

Average Performance of Students in Language (%)

Overall	Gender		Area		Management		Social Group			
	Male	Female	Rural	Urban	Govt.	Aided	SC	ST	OBC	GEN
71.89	74.11	69.97	76.20	58.75	71.30	77.97	74.34	68.55	71.32	67.56

Performance on Learning Outcomes (LOs)

Learning Outcomes	Description	Average Performance(%)
L504	Reads and comprehends independently storybooks, news items/ headlines, advertisements etc.	68.39
L508	Reads text with comprehension, locates details and sequence of events	73.64

Range of Performance of Students who Answered Correctly							
Below 30%		30% - 50%		50% - 75%		Above 75%	
Number	%	Number	%	Number	%	Number	%
45	5.07	93	10.48	309	34.84	440	49.61

Lowest Performing Learning Outcomes (LOs)

- 1 - Reads and comprehends independently storybooks, news items/ headlines, advertisements etc. (68.39)
- 2 - Reads text with comprehension, locates details and sequence of events (73.64)